


SIEMENS



SIMOTICS low-voltage motors

Efficient and powerful up to 5,000 kW

[siemens.com/low-voltage-motors](https://www.siemens.com/low-voltage-motors)


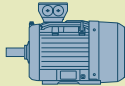
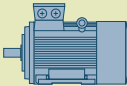
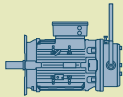
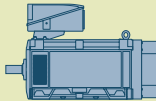
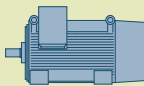
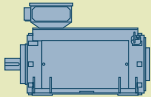
siemens.com

SIMOTICS – the most comprehensive range of motors

The history of today's most comprehensive range of motors worldwide started about 150 years ago in 1866 as Werner von Siemens developed the dynamo-electric principle. This principle allowed powerful electric motors to be designed and built, therefore creating the basis for their widespread use in industry today. Since then, motor development has been a core business of the company, and with far more than 100 years of experience, Siemens sets the pace when it comes to innovative motor technology. Today, millions of Siemens motors are efficiently powering machines and equipment in industrial facilities around the world. In all sectors, applications and power classes. Starting from energy-efficient low-voltage motors through motion control motors – with a high dynamic performance – up to powerful high-voltage motors and well-proven DC motors. Motors that have proven themselves in use, and are attractive as a result of their quality, efficiency and compactness. The only thing that was missing up until now was a name reflecting their overall performance. We now have a name: SIMOTICS.

SIMO

Low-voltage motors for line and frequency converter operation


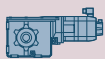
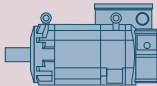

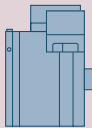
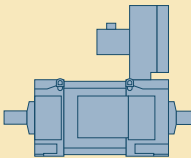
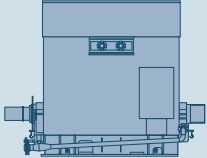
| General Purpose SIMOTICS GP | Severe Duty SIMOTICS SD | Explosion-protected SIMOTICS XP | Definite Purpose SIMOTICS DP | Flexible Duty SIMOTICS FD | Trans-standard SIMOTICS TN | High Torque SIMOTICS HT |
|---|---|--|---|--|---|---|
|  |  |  |  |  |  |  |
| IEC: 0.09 – 45 kW NEMA: 1 – 20 HP | IEC: 0.09 – 315 kW NEMA: 1 – 400 HP | IEC: 0.09 – 1,000 kW NEMA: 1 – 300 HP | IEC: 0.09 – 315 kW 3 – 250 HP | IEC: 200 – 1,800 kW | IEC: 200 – 5,000 kW NEMA: 200 – 800 HP | IEC: 150 – 2,100 kW |
| Pumps, fans, compressors with specific requirements relating to low weight | Pumps, fans, compressors, marine applications, offshore, mixers, crushers, extruders, rolling mills with special requirements regarding the ruggedness, especially in the chemical and petrochemical industries | General industrial applications with special requirements relating to explosion protection in zone 1, 2, 21 and 22, e.g. in the process industries | Marine applications, for example transport and working roller tables, ventilating tunnels, parking garages, shopping malls, port cranes, container terminals as well as customized motors, adapted for special applications | Pumps, fans, compressors and conveyor belts with higher power ratings, as well as cranes, extruders and bow thrusters in the following sectors: water and wastewater, chemical industry, fiber industry, oil and gas, marine, cement industry, mining and energy | Pumps, fans, compressors, mixers, extruders in the chemical and petrochemical industry, paper machines, mining, cement, steel industry, marine applications | Paper machines, slow-running pumps, crushers, shears for steel, bow thrusters, winches or main drives for marine applications |



SIMOTICS stands for

- 150 years of motor production
- the most comprehensive range of motors worldwide
- optimum solutions in all sectors, regions and power classes
- innovative motor technology with the highest quality and reliability
- highest dynamic performance, precision and efficiency, with an optimum degree of compactness
- integration of the motors in the drive train to create an overall system
- the global network of skill sets and worldwide service around the clock

TICS

| Motion control motors | | | | | DC motors | High-voltage motors |
|--|---|---|---|---|---|--|
| Servomotors SIMOTICS S | | Main motors SIMOTICS M | Linear motors SIMOTICS L | Torque motors SIMOTICS T | SIMOTICS DC | SIMOTICS HV |
| Servomotors | Servo geared motors | | | | | |
|  |  |  |  |  |  |  |
| IEC: 0.05 – 34.2 kW | IEC: 0.5 – 7 kW | IEC: 2.8 – 1,340 kW | IEC: 1.7 – 81.9 kW | IEC: 1.7 – 380 kW | IEC: up to 1,610 kW | IEC: 150 kW – 100 MW and more NEMA: 200 – 135,000 HP and more |
| High dynamic performance and high precision applications, for example handling systems, storage and retrieval machines, wood, glass, ceramic and stone processing, packaging, plastics and textile machines, machine tools | | Rotary axes with a high dynamic performance and precision, e.g. main drives in presses, printing machines, roller drives and winders in foil machines and other converting applications, main spindle drives in machine tools | Linear motion applications with the highest demands placed on high dynamic performance and precision, e.g. machining centers, turning, grinding, laser machining, handling and in the machine tool domain | Rotary axis applications with the highest demands placed on precision and force, e.g. extruders, winders, roller drives, rotary axes in machine tools, rotary indexing tables, tool magazines | Drive applications in all industrial areas and in the infrastructure | Pumps, fans, compressors, extruders, mills, crushers, conveyor belts, refiners, open-cast mining excavators, main drives for ships, main rolling mill drives |



SIMOTICS

low-voltage motors: from large to small and from standard to customized

New drive tasks are always fascinating. This is because every one of them is different. However, some things always remain the same: the call for a profitable, safe and especially an integrated and seamless solution. We can offer you this solution with our Integrated Drive Systems: from gearboxes through couplings up to frequency converter and control systems. Our seamless range of low-voltage motors is a central component here: three-phase motors, which already fit most requirements as standard, as well as customized versions. Motors for every sector and application – for use worldwide. Moreover, motors that are unrivaled in terms of innovation.

Always the optimum power and performance

With a power range from 0.09 to 5,000 kW, our low-voltage motors simply drive everything there is to drive. Depending on the particular requirements, we can offer you efficient motors in different efficiency classes for a positive energy balance, and according to different local standards, explosion-protected motors for the highest safety standards, motors with high power and power density and sector as well as customized motors. All are equipped as standard with the widest range of features for the highest cost-effectiveness. And all of this with an attractive price-performance ratio. We are there locally for you around the globe – with production, sales and service.

Environmentally compatible production

Our motors are manufactured employing the latest, environmentally-friendly technologies. Here, we place a lot of emphasis on an environmentally compatible production environment that carefully uses valuable resources with solvent-free impregnation and paint for the motors. High-quality materials are combined to achieve maximum efficiency. Put briefly: You obtain a compact, reliable motor.

Efficiency for a high degree of cost-effectiveness

Whether low or high power ratings, all of our motors have one thing in common: high efficiency with a high power density. The compactness of the motors simplifies machine design, the efficiency reduces operating costs and lowers CO₂ emission.



Ideal for standard and special applications:

- Motor production employing the latest technologies for high quality
- Environmentally compatible production to reduce environmental stress
- Seamless portfolio with motors for global markets and different efficiency standards
- Well-conceived design for maximum flexibility to address the widest range of applications and sectors
- Leading partner in automation and drive technology with global service

Lightweight design for General Purpose applications

Motors with aluminum frame are suitable for a wide range of standard drive tasks in the industrial environment. As a result of their low weight, they are predestined for applications such as pumps, fans and compressors. However, they are also admirably suited for conveyor technology and cranes.

Little space, lots of power

Motor versions designed for line operation are available with IE1 up to IE4 efficiencies. The different efficiency classes have the same shaft height, and in fact, in some instances, the same enclosure. This is a huge advantage when retrofitting. If the motor must be very compact, as there is not sufficient space for a conventional standard motor, then motors with increased power could be the solution. Power ratings of a standard motor in the next smaller shaft height can be realized with these motors. Motors optimized for line operation can be optionally operated with a converter. As a consequence, every customer requirement can be addressed.

One motor, many options

Motors drive machines all around the globe. We offer export versions certified according to ABNT, China Energy Label, Kemco, UL-S, CSA-S, DoE, CSA-E.

One enclosure, different technologies

The VSD10 Line motors for converter operation are investment-optimized induction motors employing a proven and well-known design. An especially efficient drive system is created by teaming up a synchronous reluctance motor (VSD4000 Line) with a SINAMICS G120 converter. Especially in the partial load range, the reluctance technology results in significantly lower operating costs.

Maximum flexibility, minimum costs

Our motors are designed to achieve maximum flexibility and minimum installation costs: Integrated lifting lugs, mounting feet that can be bolted on and easy-to-access terminal boxes are just some of the features that ensure that the motors can be simply handled.

Features of General Purpose motors

- Light motors place low requirements on the statics of the foundation
- The motors optimized for line operation (DOL) are available with efficiency classes IE1, IE2, IE3, IE4 and as export lines in NEMA Energy Efficiency and NEMA Premium Efficiency.
- Compact motors where the shaft height does not change between the efficiency classes facilitate a fast changeover or a simple retrofit to optimize the energy efficiency of the system or plant and the CO₂ footprint
- Premium and Super-Premium efficient motors with optimized efficiency noticeably reduce operating costs
- Positive eco-balance of the high-efficiency and premium efficiency motors – environmentally friendly as a result of the CO₂ reduction
- Easy to modify using modular retrofit kits
- Motors optimized for line operation are also suitable for converter operation.
- VSD10 Line converter versions for investment-optimized operation or the VSD4000 Line for highly energy-efficient operation in the partial load range





Data, facts, details – General Purpose motors

| | | |
|---------------------------------|--|---|
| Shaft height | 63 to 225 | |
| Power range | 0.09 to 45 kW | |
| No. of poles | 2/4/6/8 | |
| Motor/material | Frame: aluminum, Terminal box: aluminum Fan cover: plastic or sheet steel (depending on version) | |
| Efficiency classes | IE1 = Standard Efficiency IE2 = High Efficiency IE3 = Premium Efficiency IE4 = Super Premium Efficiency | NPE = NEMA Premium Efficiency |
| Versions | Standard motors in IE1, IE2, IE3 and IE4 Increased Power Line in IE1, IE2 and IE3 US export line (Eagle Line) in NPE Asia Pacific Export Line (APAC Line) in IE3 | Separately ventilated without an outer fan and fan cover Naturally cooled without external fan |
| Marking | Classification according to DIN IEC 60034-30: IE1; IE2; IE3; IE4; 2-, 4-, 6-, 8-pole | |
| Degree of protection | IP55 | |
| Voltages | All of the usual voltages from 230 V up to 690 V | |
| Frequency | 50 Hz and 60 Hz | |
| Type of construction | All of the usual types of construction | |
| Cooling method | Surface-cooled (TEFC) | |
| Temperature class | 155(F) utilized to 130(B) | |
| Insulation system | DURIGNIT® IR 2000, free of solvents and resistant to moisture | |
| Modular mounting concept | Rotary pulse encoder, brake, external fan or prepared for components to be mounted | |
| Standard series concept | Cast mounting feet on the frame, can be optionally bolted and changed over, diagonally split terminal box that can be rotated in 90° steps Bearings are identical at the DE and NDE, optional bearing size 63 | |

The “heavyweights” for Severe Duty applications

Motors with cast iron frames are especially rugged. This makes them the first choice for applications in tough and harsh ambient conditions. They master dust and vibration in crushers and mixers – just the same as aggressive atmospheres in the petrochemical industry. Their design supports optimum motor cooling and offers the same handling as for our General Purpose versions.

Compact design

For machines, frequently the size of a motor plays a significant role. This is the reason that our new cast iron motors are optimized to achieve optimum compactness. IE2, IE3 and IE4 motors have the same shaft height. This means that the mechanical interface to the driven machine always remains constant. As a consequence, it is easy to upgrade the motor efficiency – without having to adapt the mechanical design of a machine. Export versions certified according to ABNT, China Energy Label, Kemco, UL-S, CSA-S, DoE, CSA-E are available.

Power efficiency

The increased power Severe Duty motors can be the solution if there is not enough space for a standard motor. The reason for this is that these motors have the same power rating, but in the next smaller shaft height. They are the solution where space is especially restricted and for retrofit projects.

Different technologies for converter operation

VSD10 Line motors designed for converter operation are optimized from an investment perspective and available in the well-known and proven induction motor technology. The synchronous-reluctance motors belonging to the VSD4000 Line together with SINAMICS G120 converters represent an especially efficient drive system. The reluctance technology reduces the energy requirement, especially in the partial load range.

Features of Severe Duty motors

- Especially rugged motors for use in aggressive ambient conditions:
 - Basic Line with cast iron frame, bearing size 62 and plastic fan cover
 - Performance Line with an especially rugged design, with cast iron frame, bearing size 63, steel fan cover, high service factor and 36 months warranty
- Compact series facilitate a fast changeover or a simple retrofit to optimize the energy efficiency and the CO₂ footprint
- Positive eco-balance of the high-efficiency and premium efficiency motors – environmentally friendly as a result of the CO₂ reduction
- Easy to modify using modular retrofit kits
- Up to 460 V frequency converter-proof as standard, up to 690 V dedicated versions available
- Motors optimized for line operation are also suitable for converter operation
- VSD10 Line converter versions for investment-optimized operation or the VSD4000 Line for highly energy-efficient operation in the partial load range





Data, facts, details – Severe Duty motors

| | | |
|---------------------------------|--|--|
| Shaft height | 71 to 315 | |
| Power range | 0.09 to 315 kW | |
| No. of poles | 2/4/6/8 | |
| Motor/material | Frame: cast iron, Terminal box: cast iron Fan cover: plastic or sheet steel (depending on the version) | |
| Efficiency classes | IE1 = Standard Efficiency IE2 = High Efficiency IE3 = Premium Efficiency IE4 = Super Premium Efficiency | NPE = NEMA Premium Efficiency |
| Versions | Basic Line in IE1, IE2, IE3 and IE4 Performance Line in IE2, IE3 and IE4 Increased Power Line in IE2, IE3 US export line (Eagle Line) in NPE | Asia Pacific Export Line (APAC Line) in IE2 and IE3 Separately ventilated without an outer fan and fan cover Naturally cooled without external fan |
| Marking | Classified according to DIN IEC 60034-30: IE1; IE2; IE3; IE4; 2-, 4-, 6-, 8-pole | |
| Degree of protection | IP55 | |
| Voltages | All of the usual voltages from 230 V up to 690 V | |
| Frequency | 50 Hz and 60 Hz | |
| Type of construction | All of the usual types of construction | |
| Cooling method | Surface-cooled (TEFC) | |
| Temperature class | 155(F) utilized to 130(B) | |
| Insulation system | DURIGNIT® IR 2000, free of solvents and resistant to moisture | |
| Modular mounting concept | Rotary pulse encoder, brake, external fan or prepared for components to be mounted | |
| Standard series concept | Cast mounting feet on the frame, can be optionally bolted and changed over, diagonally split terminal box that can be rotated in 90° steps, bearings are identical at the DE and NDE, optional reinforced bearings | |

SIMOTICS XP

Explosion-protected motors: maximum safety – extremely rugged

In hazardous areas such as in the chemical and petrochemical industry or in gas works, motors have to meet maximum safety standards for the protection of man, machine and the environment. With our explosion-protected motors, you can depend on maximum safety.

Quality-tested

Our explosion-protected motors for the IEC market are developed, produced and certified in accordance with explosion protection directive 94/9/EC (ATEX). Further, they are tested and certified from a nominated European testing body (PTB, DEKRA EXAM, FTZU). As a consequence, they offer certified reliability and efficiency for each and every drive application.





Extremely long lifetime

Explosion-protected motors are extremely rugged, have a long service lifetime and operate without any disturbances, even when subject to the harshest conditions. This has been proven hundreds of thousands of times over in operation around the world. And not only that: Our range of explosion-protected motors is comprehensive and covers all requirements with maximum safety and efficiency in operation.

Extremely safe, even in converter operation

Explosion-protected motors are used in environments with explosive gases or dusts. Depending on the particular requirement, motors are available with aluminum or cast iron frame, suitable for Zone 1, 2, 21 or 22. For special locations, which have potentially explosive dust as well as gas atmospheres, motors with double protection for Zones 2 and 22 or 1 and 21 are the ideal solution.

In addition to SIMOTICS, with the LOHER CHEMSTAR motors, we can provide special solutions adapted to the particular application. Special mechanical and electrical versions up to a combination of Ex d and Ex e types of protection can be implemented. SIMOTICS XP motors are suitable for frequency converter operation, and are available in different efficiency classes – up to efficiency class IE3 – without any change in the shaft height.

IEC type spectrum

Our explosion-protected motors fulfill the explosion protection directive 94/9/EC (ATEX):

- Motors in type of protection
 - Increased safety “e” (Ex e IIC)
 - Flameproof frame “d” (Ex de IIC)
 - Non-sparking “nA” (Ex nA IIC T3)
 - Dust explosion protection “t” (Ex tb IIIC / Ex tc IIIB, Zone 21/22)
- Seamless series of explosion-protected motors
- VIK version, IECEx, NEPSI and EAC optionally possible

An overview of the technical data

| Zones | Gas Zone 1 | | Gas Zone 2 | Dust Zone 21/22 |
|----------------------|--|-------------|---------------|------------------------------------|
| Type of protection | Ex e | Ex d | Ex nA | Ex tb, Ex tc |
| Power range | 0.12–165 kW | 0.25–460 kW | 0.09–1,000 kW | 0.09–1,000 kW |
| Voltage range | All of the usual voltages | | | |
| Shaft height | 63 M–315 L* | 71 M–355* | 63 M–450* | 63 M–450* |
| Type of construction | All of the usual types of construction | | | |
| Rated speed | 750–3,600 rpm | | | |
| Torques | 0.6–8,090 Nm | | | |
| Application areas | Pumps, fans, compressors and centrifuges in the chemical and petrochemical industries, oil and gas | | | Woodworking, plastics, agriculture |

* Higher power ratings are available in SIMOTICS TN, SIMOTICS FD and the LOHER CHEMSTAR and VARIO motors.

Customized motors for precisely fitting solutions with low lifecycle costs

Every sector has its own particular requirements when it comes to drive technology. As full liner with many years of experience, we precisely understand these requirements. Our engineers are in a position to clearly understand your individual requirements when it comes to drive technology: When all is said and done, standard drives from Siemens are at home in almost every sector around the world. And not only that: We are always on the search for innovative solutions to achieve optimum cost effectiveness. As a consequence, to complement our standard motors, we also offer our Definite Purpose motors. These completely comply with special sector requirements – therefore guaranteeing the highest efficiency.

Customized motors for precisely fitting solutions with low lifecycle costs

We also supply a wide variety of motors tailored to your special requirements. Examples include mechanically adapted mounting flange, special types of construction up to motors completely integrated in the driven machine. The electrical parameters can also be adapted, for example, the power peaks or special efficiencies such as Super Premium Efficiency. Together with you, we can develop a series of motors that specifically address your requirements.

Compact motors in one motor platform

We develop motors to address your special requirements over a wide range of power ratings, as they are based on the well proven and established platform for 1LE1 standard motors. They can be manufactured with aluminum or cast iron enclosure, and can be adapted to perfectly satisfy your specific requirements. As a result of the high power density, compact as well as special high-efficiency versions up to IE4 in IEC standard shaft heights can be specified.

Examples for customer-specific adaptations

- Electrical adaptations
 - Special service factors
 - Special power densities
 - Adaptations regarding frequency converter operation
 - Especially high efficiencies, e.g. IE4
- Mechanical adaptations
 - Special mounting flanges
 - Special types of construction and mounting options
 - Special mounting interfaces up to motors completely integrated in a machine
 - Special shafts and special bearings for specific types of load



Sector motors: tested for the toughest of conditions

Ship motors: Full speed ahead

Salty air and high humidity expose electrical equipment installed on ships and in coastal regions to extreme conditions. This is why renowned ship classification societies have strict requirements regarding the additional qualification of motors.

Our marine motors comply with the specifications of leading classification societies (DNV, GL, BV, LRS, RS, KR, ABS, RINA) and have EC-type examination certificates up to BG315L. They are always adapted to the higher ambient temperatures on board ships. When specified, they can also be individually accepted by representatives of the ship classification societies.

Below-deck motors

Our marine motors with EC type examination certification are available for normal environmental conditions as well as for hazardous zones. They have been specifically designed for use below deck on ships – and for offshore applications, for example on oil rigs.

Drives for ships:

- Fans (e.g. for air conditioning and cooling systems)
- Pumps (for firefighting, cooling water, fuels, oils)



Marine motor

- Winches (anchor and mooring winches, lifting gear)
- Compressors
- Bow thruster drives

On-deck motors

Drive systems on ship decks have to withstand wind and weather. They must not be affected by spray, flooding and icing. LOHER special on-deck motors are precisely designed for these application conditions and continue to run undisturbed even when completely submersed. A special offshore paint finish ensures additional corrosion protection. Further, specifically designed fan covers and an ice-proof design are available.

Features of marine motors

- Manufactured and type-approved in accordance with the regulations of the leading international marine classification societies DNV (Det Norske Veritas, Norway), GL (Germanischer Lloyd, Germany), BV (Bureau Veritas, France), LR (Lloyds Register, Great Britain), RS (Russian Maritime Register of Shipping), KR (Korean Register of Shipping), RINA (Registro Italiano Navale, Italy), ABS (American Bureau of Shipping, USA)
- When classified as “Essential Services”, individual acceptance tests are not required up to a maximum power of DNV < 300 kW; GL < 50 kW; BV < 100 kW; LR < 100 kW; RS < 20 kW; KR < 7.5 kW; RINA < 100 kW; ABS < 100 kW
- Special versions are possible on request



Individual requirements, precisely fitting solutions

Smoke extraction motors:

Reliable ventilation even at high temperatures

When accidents occur in buildings with smoke detection systems, the ventilation and cooling systems have their work cut out for them. Because then, utmost priority must be given to ensure that ventilation is maintained as long as possible to keep escape routes free of smoke and improve the chances of survival. Our certified low-voltage motors for smoke extraction fans reliably master even high ambient temperatures. They reduce the thermal stress placed on buildings and reliably ensure smoke-free escape and access routes.

Application areas

They are used in highly frequented public buildings such as night clubs, shopping malls, movie theaters, airports, enclosed car parks as well as industrial buildings, stair-cases, tunnels, etc.



Smoke extraction
motor

Features of smoke extraction motors

- Motor series in accordance with EN 12101-3/2002 certified for operation under emergency conditions
- Power ratings 0.37 kW up to 200 kW
- Efficiency class IE2 and IE3
- F200/300, 200/300 °C for 120 minutes
- Safe and reliable ventilation in case of accidents
- Motors operate longer than specified in the relevant standards
- Axial or radial fan drive possible
- Smoke-free access routes for appropriate fire-fighting measures and rescue operations
- Reduced consequential fire damage
- Can be used in already certified systems without testing
- Frequency converter operation is possible (normal operation, however, not in the case of a fire)



Crane motors:

Maximum power even when things get stormy

Just the same as ship motors, crane motors are often exposed to extreme weather conditions – and at the same time, high operational requirements. They have to withstand high humidity, salty air and high wind speeds while ensuring a high overload capability and a wide speed control range. Our crane motors are protected by special paint finishes as well as seals to reliably protect them against corrosion.

Application areas


Our rugged cast iron motors are particularly suitable for harsh crane operation under adverse operating conditions – for indoor and outdoor applications, e.g. in harbor facilities for rubber-tired gantry cranes, rail-mounted gantry cranes and automatic stacking cranes.



Crane motor

Features of crane motors

- Torque reserves permit high surge loads
- For ambient temperatures up to 50 °C, optionally also higher
- Protected against 100 % humidity and salty atmospheres
- As accelerating drives, they have an overload capability of up to 230 %
- One motor version covers all of the usual duty types (e.g. S2, S3)
- Generously dimensioned terminal box
- Corrosion protection inside the motor (winding, frame, bearing shields)
- As option, especially rugged mounting feet and flanges made of torsionally stiff spheroidal iron
- Optionally available – with mounted rugged rotary pulse encoder
- Travel gear motors in rugged, non-ventilated design
- Together with the installed encapsulated and seawater-proof disk brakes, the brake motors form a compact unit and serve as ideal travel gear motor for modern frequency converter-fed crane systems
- Special versions on request



Extremely rugged for demanding applications



Steel Plant motor

Powerful and rugged: Steel Plant motors

Our Steel Plant motors have been specifically designed for applications in the steel industry with high requirements placed on vibration and shock levels according to Class 3M4 (EN 60721-3-3). They offer an optimized solution from both technical and economic perspectives to address a wide range of transport tasks in the steel manufacturing process or in steel production plants where no scale dust occurs. They can be operated directly on the line supply with a fixed speed, or partnered up with SINAMICS S120 to address processes demanding a high dynamic performance.

Applications

Transporting steel to the heating furnace or steel plates to the cooling bed, drives for shears, beam lines and discharge roller tables. They can also be used for other metals, such as aluminum slabs to be heated up and transported for rolling.

Features of Steel Plant motors

- Shaft heights 112 to 280
- Torque range: 20 Nm to 578 Nm
- 4- and 6-pole
- Efficiency class for line motors: IE3
- Converter motors also have a high efficiency
- Versions as line motors or converter motors in conjunction with the SINAMICS S120 family
- 2 versions available: ventilated (IC411) and non-ventilated (IC410)
- 24-month warranty





Roller table motor

Roller table motors: Powerful and extra rugged

Today, operational roller tables in reversing rolling mills are almost exclusively equipped with directly driven rollers. Extremely high requirements are placed on the drive's mechanical design. To meet these requirements, we developed our three-phase roller table motors for frequency converter operation. They are totally enclosed three-phase induction motors – with a housing made of spheroidal graphite iron, ring ribs and reinforced bearing shields.

Application areas

The rugged, non-ventilated roller table motors are especially suitable for operation in tough environments – such as rolling mills with extreme application conditions, in working and transport roller tables, at high ambient temperatures, high air humidities and in the presence of scale dust.

Features of roller table motors

- The torsionally stiff frame manufactured out of spheroidal iron is especially rugged to withstand mechanical stress
- In addition, the ring-structured rib housing prevents the accumulation of scale dust
- Torque reserves allow for high surge torques of up to 400 %
- One motor version covers all of the usual duty types (e.g. S2, S3)
- Frequency converter-proof up to a line supply voltage of 460 V, optionally available with special insulation up to 690 V
- Optimum utilization when fed from a frequency converter by adapting the winding to the particular voltage/frequency
- Optionally available with mounted rugged rotary pulse encoder
- Versions as foot- or flange-mounted motor
- Special versions on request



Flexible Duty motors – increased flexibility for powerful motors

In the power range from 200 kW up to 1,800 kW, SIMOTICS FD is the basis for a cost-effective complete drive system comprising a motor and frequency converter with high power density. The cast iron frame means that the motor is rugged and durable. The water-cooled motor versions signify that a wide range of applications can be addressed. Thanks to its many different types of construction, the motor can be used in the widest range of applications, including pumps, fans, compressors, conveyor belts, and in sectors such as water and wastewater, marine, plastics industry and oil and gas.

Modular system for a high degree of flexibility

The intelligent, modular system is what makes SIMOTICS FD motors so flexible. Motors are available with air or water cooling in a total of six different versions. Based on these various different cooling methods and types of construction, the motor can be optimally adapted to the particular application. This is also true as external fan units, terminal boxes and monitoring systems can be simply connected and mounted, for instance.


Looks different and packs a lot more

SIMOTICS FD sports a compact motor design without any outer ribs. The laminated core surface allows efficient cooling directly in the frame close to the source of heat. The motors have low envelope dimensions – and are attractive as a result of their powerful performance. Further, they can be individually adapted to specific sectors and customer applications as a result of the wide range of options.

Features of Flexible Duty motors

- Modular principle for a higher degree of flexibility: 6 different cooling methods – 4 with air cooling and 2 with water cooling
- Increased system capability as optimized for SINAMICS: lower losses as the motor is optimized for the converter
- Higher efficiency through variable-speed operation
- Higher reliability based on global service concepts
- Can address more applications as a result of a wide range of formats:
 - various mounting positions and versions for external fans and water cooling
 - flexible terminal box position





An unbeatable team

The combination of SIMOTICS FD and SINAMICS G120P, G130, G150, S120 or S150 low-voltage converters is especially cost-effective as the motor and converter are precisely harmonized with one another. The rated motor currents are adapted to the converter output currents, and the motor is designed for the rated pulse frequency of the converter.

This avoids having to overdimension the converter, and the voltage is optimally utilized with lower noise when operated with SINAMICS G and SINAMICS S converters.

An overview of the technical data – Flexible Duty motors

| | Enclosed air-cooled | | Water-cooled | | Open air-cooled | |
|---------------------------------|--|----------------------------|-----------------------------------|---------------------------------------|--------------------------|---------------------------|
| Cooling method | Self-ventilated IC 411 | Force-ventilated IC 416 | Water jacket cooling IC 71W | Air-water heat exchanger IC 86W | Self-ventilated IC 01 | Force-ventilated IC 06 |
| Power range | 200 – 1,200 kW | | 200 – 1,500 kW | | 200 – 1,800 kW | |
| Shaft heights | 315, 355, 400, 450 | | | | | |
| Versions | Motor optimized for operation with SINAMICS frequency converters – or motor for line operation (only IC 71W) | | | | | |
| Efficiency classes | Line motors: IE2 and IE3 to 375 kW | | | | | |
| Line voltages | 50 Hz line supplies: 400 / 500 / 690 V 60 Hz line supplies: 460 / 575 V (other voltages on request) | | | | | |
| Rated speeds | 750 – 3,600 rpm | | | | | |
| Motor/material | Frame: cast iron; terminal box: cast iron | | | | | |
| Degrees of protection | IP23, IP55, IP56 non-heavy sea, IP65 | | | | | |
| Types of construction | IM B3, IM B 35, IM B5 with supporting foot, IM V1, IMV15, IM V5, IM V6 acc. to DIN EN 60034-7 | | | | | |
| Temperature class | Converter motors: 180(H) utilized to 155(F); line motors: 180(H) utilized to 130(B) | | | | | |
| Insulation system | DURIGNIT® IR 2000 | | | | | |
| Modular mounting concept | Prepared for rotary pulse encoder, brake, condition monitoring system or other mounted components | | | | | |

The versatile range of trans-standard motors

Especially rugged motors are demanded for applications where power ratings above 200 kW are required, and where ambient conditions are predominantly harsh. This is where our trans-standard motors come into play. A comprehensive range of motors with a wide range of options addresses applications in the widest variety of sectors: Chemical, oil and gas, cement, mining, paper, water/wastewater, steel and marine engineering are just a few examples.

Designed and built for a long lifetime

Our trans-standard motors are designed and built so that they fulfill the highest technical demands. Further, they are attractive as a result of their reliability and long service life. This comes from our many decades of experience in building motors, and as a result of a very rugged design with cast iron bearing end shields and frames, high corrosion resistance, the winding insulation system and the squirrel-cage rotor manufactured out of die cast aluminum.

Cost-effective in operation

The uniform cooling ensures a long motor service life, high power density and longer maintenance intervals for economic operation.

Features of trans-standard motors

- Especially rugged motors with inner and outer ribbing for high strength
- Two-circuit cooling system: An additional inner cooling circuit ensures even temperature distribution in the active motor area – and reduces the thermal load
- High power in a small space permits compact, space-saving equipment
- Long lifetime with corrosion protection for resistance against aggressive environments, e.g. high air humidity, high temperatures or dust- and salt-laden air
- The terminal box that can be rotated is generously dimensioned, therefore simplifying commissioning
- Quiet operation as a result of the aerodynamically optimized air guidance paths
- High voltage strength of the insulation system for line and frequency converter operation





Data, facts, details – trans-standard motors

| | | |
|---------------------------------|--|---|
| Shaft height | 315 – 560 | |
| Power range | 200 – 5,000 kW | |
| No. of poles | 2 / 4 / 6 / 8 | |
| Motor/material | Frame: cast iron, terminal box: cast iron | |
| Efficiency class | IE2, IE3 to 375 kW | |
| Versions | Line motors specifically optimized for line operation – converter motors specifically optimized for converter operation | |
| Marking | Classified according to IEC 60034-30 up to 375 kW: IE2, IE3, 2-, 4-, 6-pole (line motors), classified according to IEC 60034-25: 2- to 8-pole (converter motors) | |
| Degree of protection | Standard: IP23, IP55, optional: IP56 non-heavy sea, IP65 | |
| Voltages | 400 V to 690 V | |
| Frequency | 50 Hz and 60 Hz | |
| Type of construction | IM B3, IM B 35, IM V1, IM V5, IM V6 acc. to DIN EN 60034-7 | |
| Cooling method | Surface-cooled (IC411) Force-ventilated (IC416) | Open-circuit-cooled (IC01) Water-jacket-cooled (IC71W) |
| Temperature class | Line motors: 155(F) utilized to 130(B), converter motors: 155(F) utilized acc. to 155(F); a class 180(H) system is optionally available | |
| Insulation system | DURIGNIT® IR 2000, standard insulation: Rated voltage ≤ 500 V Special insulation: rated voltage > 500 V up to 690 V | |
| Modular mounting concept | Prepared for optional rotary pulse encoder, brake, external fan or other mounted components | |
| Standard series concept | Terminal box, rotatable in 90° steps, converter motors: NDE bearings are insulated as standard | |

Low operating costs and highest availability with high-torque motors

With gearless high-power torque motors, you can depend on a high degree of cost effectiveness and low costs over the complete product lifecycle. SIMOTICS HT series HT-direct is being used in many applications, which require a very powerful drive without gearbox even at low speeds. Paper machines, presses and roller drives as well as applications in the steel industry are just some examples. It is precisely here that you can fully leverage the advantages of permanent-magnet synchronous motors.

High torques without gearbox


In many cases, permanent-magnet synchronous motors allow a gearbox to be eliminated, therefore reducing the costs over the complete lifecycle of the plant or system when compared to conventional drive concepts: From planning through installation, commissioning and operation up to maintenance. In all phases of the plant or system lifecycle, a coordinated low-voltage system comprising SINAMICS converters and HT-direct motors is able to reduce operating costs.

Save energy using direct drives

Depending on the particular plant or system configuration, a drive train utilizing direct drives from the HT-direct series has on the average a 3 % higher overall efficiency than conventional systems. As a consequence, a significant amount of energy can be saved. The overall efficiency is increased as gearbox losses are eliminated and thanks to the higher motor efficiencies, especially in the partial load area.

Features of High-Torque motors

- Gearless, therefore:
 - Higher overall efficiency when compared to drive systems with gearbox
 - Lower maintenance costs
 - No failures as a result of gearbox damage
 - Space-saving arrangement as a result of the direct drive
 - Lower installation and commissioning costs
 - Quiet
- Long service intervals as a result of the long bearing service life
- Many years of experience with permanent-magnet motor technology
- Standard and seamless product series up into the high power ranges
- Coordinated system comprising HT-direct motor and SINAMICS frequency converter





Low maintenance and environmentally friendly with a high degree of availability

Eliminating the gearbox also means that expensive maintenance is not required – and there is no oil involved. This not only results in lower maintenance costs, but also significantly longer maintenance intervals. Further, direct drives not only reduce the operating costs, but also reduce the stress on the environment as there is no spent oil to be disposed of and energy usage is lower. Gearbox damage can result in non-scheduled plant downtimes. The production failures and the resulting costs are a thing of the past when using HT-direct motors. The high availability increases the productivity and cost effectiveness of the plant or system.

Powerful in many applications

The motors have proven themselves in many applications as they are quiet, powerful and require little maintenance. Application examples include presses in paper machines, roller drives, shears and edgers in the steel industry, bow thrusters, winches and main drives in ships and mills/ crushers in the mining and cement industry.

Data, facts, details – High-Torque motors

| | |
|---------------------|---|
| Shaft height | 400, 450, 500 mm in a solid shaft version |
| Power | 150 – 2,100 kW |
| Torque | 6,000 – 42,000 Nm |
| Speed | 0 – 800 rpm |
| Voltages | 400 V to 690 V |
| Protection | IP55 |
| Cooling | Rib-cooled, water-jacket-cooled with forced ventilation |
| Frame | Steel or cast iron |

Motors according to NEMA standard

In addition to IEC motors, this comprehensive range of motors also includes motors produced according to NEMA for the North American marketplace. They comply both electrically as well as mechanically to NEMA MG1. A complete range of SIMOTICS GP, SD, XP and DP motors are available.

Especially efficient

Energy-saving motors with the NEMA Premium efficiency class comply with US EISA legislation (Energy Independence and Security Act) for minimum efficiencies. In some instances, Siemens NEMA motors have a higher efficiency than NEMA Premium.

In addition to the minimum efficiencies specified in the US, these motors also comply with minimum efficiency requirements in Canada (CSA) and Mexico (NOM).

A design that addresses each and every requirement

A precise fit for every application, the motors are available in a lightweight aluminum design – or a rugged cast iron frame.

Can be easily modified for versatility

Specially designed bolt-on mounting feet on aluminum frames and 8-hole feet for cast iron frames allow mounting flexibility. This allows them to be flexibly used and reduces stocking costs for the machine manufacturer as well as for service and maintenance.

Typical application areas

NEMA motors are suitable for a wide variety of industries and trades, in sectors such as textiles, printing, chemical, oil and gas – as well as in higher-level applications, for instance conveyor technology. General Purpose motors are preferably used for HVAC applications as they are very light. As a result of their ruggedness, Severe Duty motors are suitable, for instance, in the pulp and paper industry. The Severe Duty motor version SD100 IEEE 841 even surpasses the demanding IEEE 841 standards for use in the oil and chemical industry.





An overview of the technical data – NEMA motors

| | SIMOTICS General Purpose GP100A / GP10 | SIMOTICS Severe Duty SD100 / SD100 IEEE8414 / SD661 | SIMOTICS Explosion Proof XP100 / XP1000 ID1 | SIMOTICS Definite Purpose Vertical Solid Shaft, HP100 / LP100 |
|---|---|--|---|---|
| Efficiency | NEMA Premium, NEMA MG1, Table 12-12 | | | |
| Frame | Aluminum / cast iron | Cast iron | | |
| Power range | GP100A (aluminium): 1–20 HP GP100 (cast iron): 1–200 HP | 1–400 HP | 1–300 HP | 3–250 HP |
| Voltage range | 208–230/460 V, 460 V, 575 V at 60 Hz | | 230/460, 460, 575 V at 60 Hz | 230/460, 460, 575 V at 60 Hz |
| NEMA shaft height | GP100A (aluminium): 140–250 HP GP100 (cast iron): 140–440 HP | 140–440 | | 180–440 |
| Rated speed | 900 / 1,200 / 1,800 / 3,600 rpm | | | 4,200 / 1,800 / 3,600 rpm |
| Torques/Thrust | Torques 2–883 lb-ft | Torques 1.5–1,776 lb-ft | Torques 1.5–1,772 lb-ft | Down thrust: 731–24,910 Lbs, Up Thrust: 738–5,221 Lbs |
| Degree of protection | TEFC | | | TEFC, IP55 |
| Certification | CE, CSA, RU, ee, cc | | UL, CSA, RI, ee, cc | |
| Applications/ type of protection | Pumps, compressors, fans, conveyor technology, general industrial applications | Chemical and petrochemical industry, mining industry, paper and printing industries, Class I, Division 2 | Class I, Group D, Class II, Groups F&G Division 1 Hazardous Zones | Centrifugal pumps for chemical and petro- chemical industries, water and wastewater / Class I, Division 2 |

Tools for efficient engineering over the complete product lifecycle

Our tools support you in all phases of the lifecycle of your drive solution, from calculating the payback time of energy-efficient motors, through selecting, dimensioning and engineering products and drive systems including comprehensive documentation all the way up to ordering.

SIMOTICS EE-COMPARATOR

The SIMOTICS EE-COMPARATOR App simply determines just how quickly a higher line or converter motor efficiency pays off. Using just a few parameters, you can determine by how much you can reduce your operating costs. The MEPS module lists the minimum efficiency requirements for over 15 countries.

And this can be simply done using the SIMOTICS EE-COMPARATOR App:

siemens.com/simotics-ee-comparator

SinaSave:

Simply and quickly determine energy saving potential

Using the SinaSave web-based tool, you can find out just how quickly an investment in a more efficient motor or new drive solution pays off. Based on individual operating characteristics and plant/system parameters, SinaSave calculates and compares the energy usage of drive products and systems. Further, SinaSave calculates the energy saving potentials for products and systems according to EN 50589-2. As a result, you obtain the expected amortization time and its monetary evaluation, and, furthermore, the graphically displayed energy saving potential. You can find SinaSave here:

siemens.com/sinasave.

DT Configurator – selecting and configuring drive technology products

For the wide range of motors and options, the DT Configurator is the tool that optimally supports you when selecting the optimum motor for your particular application.

Configuration is convenient and fast using focused navigation based on selection menus – or products can be directly selected by entering the article number. Comprehensive documentation, from the datasheet and operating instructions up to 2D dimension drawings, 3D models and certificates, can also be called up. You can directly submit your order by transferring a parts list into the industry mall shopping basket. The optimum motor can also be found for retrofit projects – even if the motor previously used has an efficiency class that may no longer be supplied as a result of the latest efficiency legislation.

More information on this topic is available at

siemens.com/dt-configurator.



Android



iOS

[SIMOTICS EE-COMPARATOR](http://siemens.com/simotics-ee-comparator)



SinaSave

SIZER WEB ENGINEERING – flexible, individual and user-friendly drive engineering

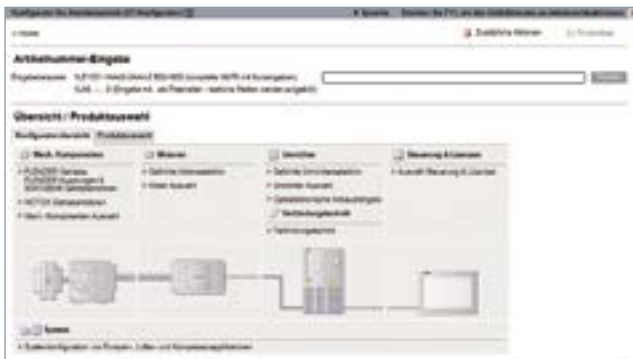
The web-based tool supports you when it comes to selecting and dimensioning products and drive systems. Using integrated query functionality, SIZER WEB ENGINEERING also offers customized special solutions for those applications that cannot be addressed using standard products. In addition to low-voltage products, you can also configure high-voltage motors, medium-voltage systems and DC converters. Comprehensive documentation – such as data sheets, starting calculations, dimension drawings – is a fixed element of the tool.

SIZER WEB ENGINEERING is your tool of choice if several different drive tasks have to be handled in one project. Your team of specialists is supported by the integral project management using central documents and data management. This allows the data to be accessed at any time and work to be carried out in parallel. The result: individual solutions for all your drive tasks – from low-voltage up to high-voltage technology.

This is where you start – siemens.com/sizer-we

SIZER for Siemens Drives – fast and simple drive engineering

The SIZER for Siemens Drives engineering tool supports you when engineering the components that are required for a particular drive application. The tool guides you through all of the engineering steps – from the line supply through the motors to the drive components and control systems. More information is available on this topic at siemens.com/sizer



DT Configurator



SIZER WEB ENGINEERING

Find out more:

siemens.com/ids

Experience how
Integrated Drive
Systems can boost the
competitiveness of
production plants and
entire companies
in every sector.

The advantages
of Integrated
Drive Systems
at a glance



Article No.: E20001-A100-P531-V3-7600
Dispo 21503
D&M WS 04162.0
Printed in Germany
© Siemens AG 2016

Subject to changes and errors. The information given in this document only contains general descriptions and/or performance features which may not always specifically reflect those described, or which may undergo modification in the course of further development of the products. The requested performance features are binding only when they are expressly agreed upon in the concluded contract.

All other designations in this document may represent trademarks whose use by third parties for their own purposes may violate the proprietary rights of the owner.

Follow us on:

www.twitter.com/siemensindustry
www.youtube.com/siemens

Contact person closest to you
www.siemens.com/automation/partner

Industry Services:
www.siemens.de/industry-services

Siemens AG
Process Industries and Drives
Large Drives
P.O.Box 47 43
90025 NUERNBERG
GERMANY